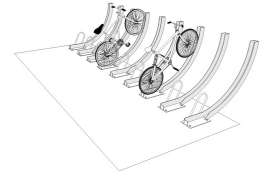


## RAC ARC | HALF ARC | UMBRELLA ARC | TUBE ARC |

### RAC ARC

The Rac Arc was designed to offer basic, affordable, and attractive bicycle parking. It is a unique design that organizes and honors the bicycle while offering superb security. The design offers a variety of configurations adaptable to commercial and public realms, but is equally effective for use in a single-family home. The Rac Arc can also cantilever over existing or proposed landscaped areas.

**Price: \$299.99 each**

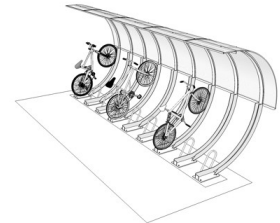


### HALF ARC

The concept of the Half Arc stemmed from the need to offer cyclists' security as well as weather protection for their bicycles. Using the Arc design from the original Tube Arc, the Half Arc once again offers outstanding security in a light, small footprint.

**Price: \$699.99 per bike\***

\*Half Arc's require a minimum of 2 units

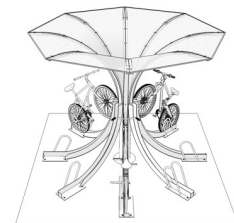


### UMBRELLA ARC

The Umbrella Arc organizes bicycles in a beautiful and efficient manner. It combines the ease of use of the Rac Arc with sculptural organization. It offers an efficient use of space while providing shelter for bicycles in inclement weather. The Umbrella Arc effectively and securely parks 8 bicycles in less than 25 square feet.

**Price: \$5999.99 each\*\***

\*\*Umbrella Arc's park 8 bicycles per unit



### TUBE ARC

The Tube Arc is the flagship of the Arc offerings. Each of the other Arcs was born out of this modular elegant design. The Tube Arc offers exceptional security, ease of use, and complete protection for the bicycle from the elements. The design was conceived to offer flexible, easy-to-install (assembled on site) bicycle parking structures with a "light" approach. The Tube Arc is adaptable from 16 bikes to upwards of 60+ per unit.

**Price: contact Bike Arc for quote**

